


A NEW AGE IN QUALITY CONTROL

ARA COLOR

Relative Color Control System

THEMA SYSTEM

www.themasystem.com



The **Ara Color** instrument is able to **identify possible differences of color tones** between the yarn bobbins of the same production lot, is able to memorize the color of a sample bobbin (master) and then is able to verify, with extreme rapidity and precision, the differences of tone on the entire **outer surface** of the yarn bobbins of the whole lot.

Furthermore, by verifying the sides of the yarn bobbins it is also possible to check the yarn layer immediately in contact with the perforated tube and the outer edges of the bobbin itself, two points which, in some cases, may present critical issues due to the dyeing process.

The instrument is also **suited for colored yarns during the spinning extrusion process**, where the uniformity of the guaranteed lots for the warping process or for automotive and carpets/rugs, require high quality standards.

All the detected parameters, in addition of being stored on the instrument PC, can be transmitted by a computer network (wireless or Ethernet cable) to the company management system and shared on a common DB for a complete traceability of the quality controls performed and a consequent correct production management.

Resolution Data

Unit	ARA
Range	0.0 - 721.25
Bobbin analysis time	Programmable

Working Conditions

Temperatures	10/40 °C
Humidity	90% (no condensation)

Bobbins Specifications

Max. tubes lenght	290 mm
Min. internal tubes diameter	40/60 mm
Max. bobbins weight	12000 g
Max. bobbins diameter	320 mm
Min. bobbins diameter *	150 mm

* Editable upon request.

Electrical Characteristics

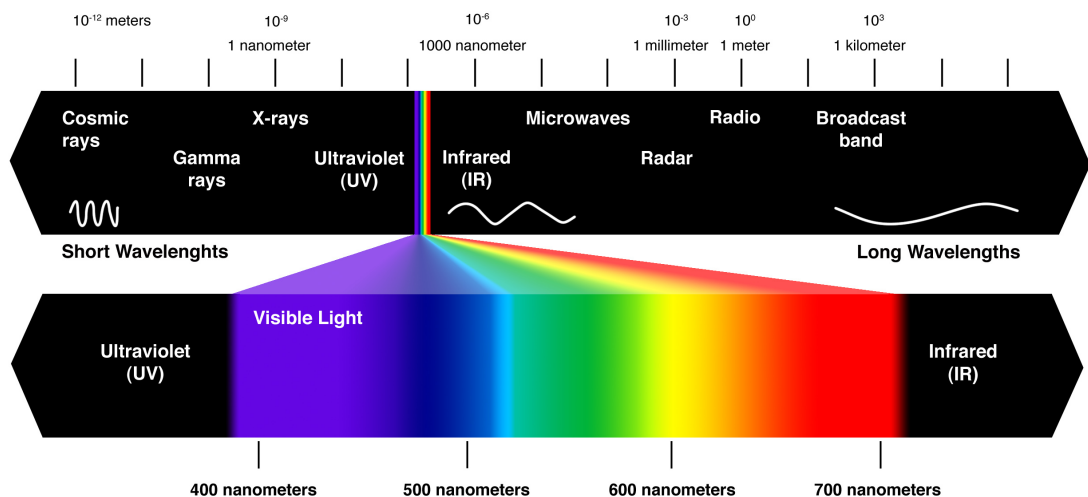
Nominal voltage	110 / 250 Vac
Max. power	0.5 kWatt
Connection	Ph + Ph (N) + PE
Frequency	50 / 60 Hz
IP	IP54
Communication port	Ethernet

Mechanical Characteristics

Dimensions L x H x P	1750/1330 x 1800 x 800 mm
Weight	316 kg

SKILLS

- filter the effects due to the different surface of the bobbin for different yarn counts
- the geometry of the bobbin do not affect the measurements
- precision mechanical autofocus
- discriminate the color response to a multitude of frequencies of the reference light source



Specific personalization can be accordingly applied by our R&D Staff.



IPC-W

INDUSTRIAL PC

Main Characteristics

Operating system	Microsoft
Database	Microsoft SQL
Display	15 inch wide
Touch-screen	✓
Wi-fi	✓
Ethernet	✓
USB	✓

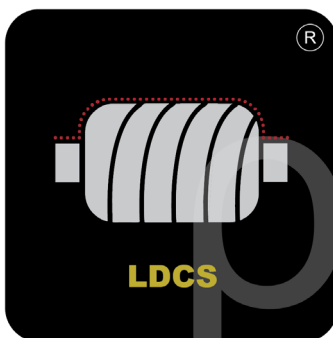


OR-BOX

ORANGE BOX

Tools for Calibration and Utility

Certified calibrator	Designed to calibrate color, diameter and weight measurement at once and automatically. Certified by the manufacturer.
Utility	Technical manuals, wiring diagrams, pc keyboard, mouse, USB key, USB hub, touch-screen pen. Universal adapter.



LDCS

LDCS FUNCTIONS

Resolution Data

Density	< 0,01 g/cm ³
Diameter	0,25 mm
Weight (0 ÷ 5999.9 g)	0,5 g
Weight (6000 ÷ 12000 g)	1 g
Bobbins analysis time	< 2 sec














CODEC

CODEC




With the use of ID-tubes or label inside the tubes, the classification parameters can be automatically read and the data automatically written on the yarn bobbin/spool, with direct link to the DB.






Telecamera 1 : Elenco misure		Telecamera 1 : Esito controlli	
T100 Calcolo risultato 0	171.467	T100: Calcolo	NO
T102 Risultato densità UV media	59.963	T102: Valutato in base al Colore	NO
T102 Densità blu media risultato	59.645		
T102 Densità verde media risultato	59.007		
T102 Risultato densità AM media	60.854		
T102 Densità rosso media risultato	60.989		



Telecamera 1 : Elenco misure		Telecamera 1 : Esito controlli	
T100 Calcolo risultato 0	464.137	T100: Calcolo	NO
T102 Risultato densità UV media	170.149	T102: Valutato in base al Colore	NO
T102 Densità blu media risultato	164.096		
T102 Densità verde media risultato	165.480		
T102 Risultato densità AM media	157.033		
T102 Densità rosso media risultato	163.309		



Telecamera 1 : Elenco misure		Telecamera 1 : Esito controlli	
T100 Calcolo risultato 0	352.494	T100: Calcolo	OK
T102 Risultato densità UV media	129.717	T102: Valutato in base al Colore	NO
T102 Densità blu media risultato	104.125		
T102 Densità verde media risultato	98.331		
T102 Risultato densità AM media	129.449		
T102 Densità rosso media risultato	132.296		



THEMA 2 S.r.l. - Headquarter & workshop:
 Via G.Puccini, 2/4 - 46024 Moglia (MN) Italy - Tel. +39 0376 556400
 C.F. e P.IVA (VAT): 02300850209 - SDI: 2LCMINU
thema@themasystem.com
thema2@pec.it



Made in Italy

